MAIN STANDARD AND PRODUCTS

Main Standard

Standard	Standard Name	Grade
API 5L	Pipeline Steel Pipe Specification	GR.B，X42，X46，52，X56，X60，X65，X70，L320、L360、L390、L415
API 5CT	Casing And Tubing	H40,J55,K55,N80,L80,C90,R95,T95,P110,C110,Q125
ASTM A53	Pipe, Steel, Black And Hot-Dipped, Zinc-Coated, Welded And Seamless	Gr.A,Gr.B
ASTM A106	Steel Carbon Steel Pipe For High-Temperature Service	Gr.A Gr.B Gr.C
ASTM A500	Cold Formed Welded And Seamless Carbon Steel Structural Tubing In Round And Shapes	Gr.A Gr.B Gr.C Gr.D
ASTM A795	Black And Hot Dipped Zinc Coated (Galvanized) Welded And Seamless Steel Pipe For Protection Use	Gr.A Gr.B
ASTM A179	Cold-Drawn Seamless Mild Steel Tubes For Heat-Exchanger And Condenser Tubes	
ASTM A192	Seamless Carbon Steel Boiler Tubes For High Pressure Service	
ASTM A252	Welded And Seamless Steel Pipe Piles	Gr.1 Gr.2 Gr.3
JIS G3452	Carbon steel pipe for ordinary piping	Gr.SGP
EN 10210	Hot finished structural hollow section for non-alloy and fine grain steels	S235JRH, S275J0H, S275J2H, S355J0H, S355J2H, S355K2H

Main Products


PPGI Coils


Hot-Dipped Galvalume Steel Coil


Steel Profile Sheet


Hot Rolled Steel Coil


Fire System Steel Pipe


Fire Pipe Fittings


Carbon Pipe Fittings


ERW Steel Pipe


Solar Mounting System


Steel Prop Jack


Scaffolding


Section Steel


Seamless Black Steel Pipe


OCTG1


Hollow Section Steel Pipe


3PP Coating Pipe

02 PRODUCT DISPLAY

1 WELDED STEEL PIPE

Welded steel pipe is a seamed steel pipe. The production process is to bend the pipe blank (steel plate and steel strip) into a tube of the required cross-sectional shape and size by various forming methods, and then weld the weld by different welding methods. The process of obtaining a steel pipe. Compared with seamless steel pipes, welded pipes have the characteristics of high product precision,especially wall thickness accuracy, simple main equipment, small footprint, continuous operation in production, flexible production, and wide product range of the unit.

From the production process,welded pipes are further divided into: ERW (Electric Resistance Welding); LSAW (Longitudinally Submerged Arc Welding); SSAW(Spiral Submerged Arc Welding); Hollow Sections; EMT & IMC Pipe.



Manufacturing Processes

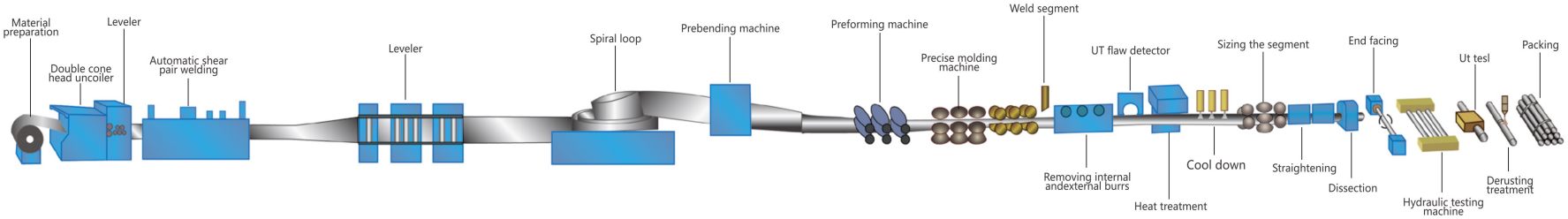

2 SEAMLESS STEEL PIPE

Seamless steel pipes are perforated from whole round steel, and steel pipes without welds on the surface are called seamless steel pipes. According to the production method, seamless steel pipes can be divided into hot-rolled seamless steel pipes, cold-rolled seamless steel pipes, cold-drawn seamless steel pipes, extruded seamless steel pipes, and top pipes.

COLD DRAWN SEAMLESS STEEL PIPE

process flow chart

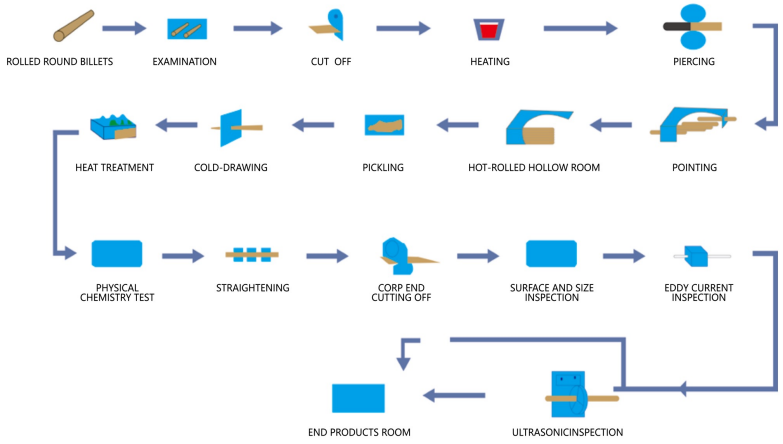

Cold Drawn

Cold drawn seamless tubing possesses a high strength-to-weight ratio and can be processed to provide a combination of desired characteristics.

Hot Rolling

Hot rolling is relative to cold rolling, cold rolling is rolling below the recrystallization temperature, and hot rolling is rolling above the recrystallization temperature.

HOT-ROLLING SEAMLESS STEEL PIPE

PROCESS FLOW CHART

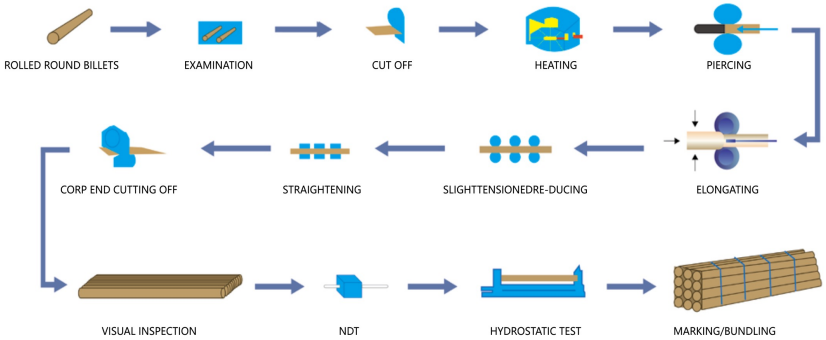

3 FIRE FIGHTING SYSTEM

Firefighting pipe is used to convey water or fire retardant. Usually it is carbon steel pipe in red FBE or galvanized coating. Grooved fittings are used for connecting Standpipe to control, distribute, or support pipeline in different sizes or directions. By groove connection, project time is saved a lot with fast installation and easy maintenance.

Our Steel provides most of fire sprinkler pipes and accessories in UL listed / FM approved.







ASTM A795 Black and Hot dipped Zinc-Coated, Welded Steel Pipe for Fire Protection Use

Dimensions, Weights, and Test Pressures For Light-Weight Fire Protection Pipe-Schedule 10

NPS Designator	Outside Diameter		Nominal Wall Thickness		Weight Plain End		Test Pressure Electric Resistance Weld	
	in.	mm	in.	mm	ib/ft	kg/m	psi	Mpa
3/4	1.050	(26.7)	0.083	(2.11)	0.86	(1.28)	700	(4.83)
1	1.315	(33.4)	0.109	(2.77)	1.41	(2.09)	700	(4.83)
1 1/4	1.660	(42.2)	0.109	(2.77)	1.81	(2.69)	1000	(6.89)
1 1/2	1.900	(48.3)	0.109	(2.77)	2.09	(3.11)	1000	(6.89)
2	2.375	(60.3)	0.109	(2.77)	2.64	(3.93)	1000	(6.89)
2 1/2	2.875	(73.0)	0.120	(3.05)	3.53	(5.26)	1000	(6.89)
3	3.500	(88.9)	0.120	(3.05)	4.34	(6.46)	1000	(6.89)
3 1/2	4.000	(101.6)	0.120	(3.05)	4.98	(7.41)	1200	(8.27)
4	4.500	(114.3)	0.120	(3.05)	5.62	(8.37)	1200	(3.05)
5	5.563	(141.3)	0.134	(3.40)	7.78	(11.58)	1200	(3.40)
6	6.625	(168.3)	0.134	(3.40)	9.30	(13.85)	1000	(3.40)
8	8.625	(219.1)	0.188	(4.78)	16.96	(25.26)	800	(4.78)
10	10.750	(273.1)	0.188	(4.78)	21.23	(31.26)	700	(4.78)

Dimensions, Weights, and Test Pressures For Light-Weight Fire Protection Pipe-Schedule 30 and Schedule 40

NPS Designator	Outside Diameter		Nominal Wall Thickness		Weight Plain End		Weight Thread andCouplings		Test Pressure Electric Resistance Weld	
	in.	mm	in.	mm	ib/ft	kg/m	ib/ft	kg/m	psi	Mpa
1/2	0.840	(21.3)	0.109	(2.77)	0.85	(1.27)	0.85	(1.27)	700	(4.83)
3/4	1.050	(26.7)	0.113	(2.87)	1.13	(1.69)	1.13	(1.68)	700	(4.83)
1	1.315	(33.4)	0.133	(3.38)	1.68	(2.50)	1.68	(2.50)	700	(4.83)
1 1/4	1.660	(42.2)	0.140	(3.56)	2.27	(3.39)	2.28	(3.40)	1000	(6.89)
1 1/2	1.900	(48.3)	0.145	(3.68)	2.72	(4.05)	2.73	(4.07)	1000	(6.89)
2	2.375	(60.3)	0.154	(3.91)	3.66	(5.45)	3.69	(5.50)	1000	(6.89)
2 1/2	2.875	(73.0)	0.203	(5.16)	5.88	(8.64)	5.83	(8.68)	1000	(6.89)
3	3.500	(88.9)	0.216	(5.49)	7.58	(11.29)	7.62	(11.35)	1000	(6.89)
3 1/2	4.000	(101.6)	0.226	(5.74)	9.12	(13.58)	9.21	(13.71)	1200	(8.27)
4	4.500	(114.3)	0.237	(6.02)	10.80	(16.09)	10.91	(16.25)	1200	(8.27)
5	5.563	(141.3)	0.258	(6.55)	14.63	(21.79)	14.82	(22.07)	1200	(8.27)
6	6.625	(168.3)	0.280	(7.11)	18.99	(28.29)	19.20	(28.60)	1200	(8.27)
8	8.625	(219.1)	0.277	(7.04)	24.72	(36.82)	25.57	(38.09)	1200	(8.27)
10	10.750	(273.1)	0.307	(7.80)	34.72	(51.05)	35.78	(53.29)	1000	(6.89)

4 SOLAR MOUNTING SYSTEM

MGA offers a wide range of solar mounting gear for all kinds of solar installations, including residential, industrial & commercial and utility scale projects. Focused on continuous innovation, our company's vision is to deliver the highest value to our clients at the lowest cost per kWh.

We also have the ability to customise mounting solutions to meet a client's specific requirements in a timely manner. We ship solar mounting structures worldwide and work through a network of strategic partners, distributors and agents.

Depending on its installation location, there are several types of mounting systems for PVs. For example, rooftop, ground mount, carports, post mount and even tracker solutions for residential or commercial applications.

Schematic diagram of distributed rooftop PV power plant

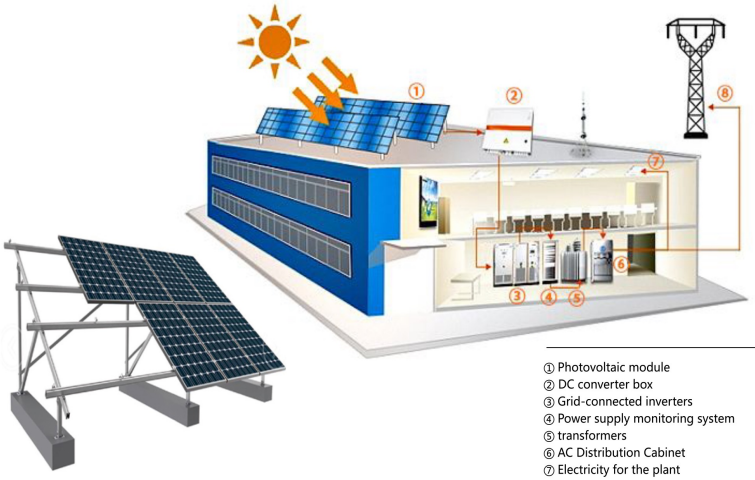

① Photovoltaic module
② DC converter box
③ Grid-connected inverters
④ Power supply monitoring system
⑤ transformers
⑥ AC Distribution Cabinet
⑦ Electricity for the plant
⑧ Integration into the grid

Mass
Global
Alliance

API 5L/ASTMA53 Welded Pipes/A106 Seamless Pipes

1)Dimensions,Weights,and Test Pressures for plain End Pipe

NPS Designator	DN Designator	Outside Diameter, in.[mm]	Nominal wall Thickness, in.[mm]	Nominal weight[Mass] per Unit Length, Plain End,lb/ft[kg/m]	Weight Class	Schedule No.	Test Pressure,psi [kPa	
							Grade A	Grade B
1/2	15	0.840 [21.3]	0.109 [2.77] 0.147 [3.73] 0.188 [4.78] 0.294[7.47]	0.85[1.27] 1.09 [1.62] 1.31[1.95] 1.72[2.55]	STD XS - XXS	40 80 160 -	700[4800] 850[5900] 900[6200] 1000[6900]	700 [4800] 850 [5900] 900 [6200] 1000[6900]
3/4	20	1.050 [26.7]	0.113 [2.87] 0.154 [3.91] 0.219 [5.56 0.308 [7.82]	1.13[1.69] 1.48 [2.20] 1.95[2.90] 2.44 [3.64]	STD XS - XXS	40 80 160 -	700[4800] 850[5900] 950[6600] 1000[6900]	700[4800] 850[5900] 950[6600] 1000[6900]
1	25	1.315[33.4]	0.113 [3.38] 0.179[4.55] 0.250 [6.35] 0.358 [9.90]	1.68 [2.50] 2.17 [3.24] 2.85[4.24] 3.66[5.45]	STD XS - XXS	40 80 160 -	700[4800] 850[5900] 900[6500] 1000[6900]	700 [4800] 850 [5900] 900 [6500] 1000[6900]
1 1/4	32	1.660 [42.2]	0.140 [3.56] 0.191 [4.85] 0.250 [6.35] 0.382[9.70]	2.27 [3.39] 3.00[4.47] 3.77 [5.61] 5.22 [7.77]	STD XS - XXS	40 80 160 -	1200[8300] 1800[12400] 1900[13100] 2200[15200]	1300[9000] 1900[13100] 2000[13800] 2300[15900]
1 1/2	40	1.900[48.3]	0.145[3.68] 0.200 [5.08] 0.281 [7.14] 0.400 [10.16]	2.72[4.05] 3.63 [5.41] 4.86[7.25] 6.41 [9.56]	STD XS - XXS	40 80 160 -	2300 [15900] 2500[17200] 2500[17200] 2500[17200]	1300[9000] 1900[13100] 2050[14100] 2300[15900]
2	50	2.375[60.3]	0.154 [3.91] 0.218[5.54] 0.344 [8.74] 0.436 [11.07]	3.66[5.44] 5.03[7.48] 7.47 [11.11] 9.04 [13.44]	STD XS - XXS	40 80 160 -	2300[15900] 2500[17200] 2500[17200] 2500[17200]	2500[17200] 2500[17200 2500[17200] 2500[17200]
2 1/2	65	2.875[73.0]	0.203[5.16] 0.276[7.01] 0.375[9.52]	5.80 [8.63] 7.67 [11.41] 10.02 [14.90]	STD XS -	40 80 160	2500[17200] 2500[17200] 2500[17200]	2500[17200] 2500[17200] 2500[17200
3	80	3.500 [88.9]	0.125[3.18] 0.156[3.96] 0.188 [4.78] 0.216[5.49] 0.250 [6.35] 0.281 [7.14] 0.300 [7.62] 0.438 [11.13]	4.51 [6.72] 5.58 [8.29] 6.66 [9.92] 7.58[11.29] 8.69[12.93] 9.67[14.40] 10.26[15.27] 14.34 [21.35]	- - - STD - - XS -	- - - 40 - - 80 160	1290[8900] 1600[11000] 1930[13330] 2220[15300] 2500[17200] 2500[17200] 2500[17200] 2500[17200]	1500[10300] 1870[12900] 2260[15600] 2500[17200] 2500[17200] 2500[17200] 2500[17200] 2500[17200]
3 1/2	90	4.000 [101.6]	0.125[3.18] 0.156[3.96] 0.188 [4.78] 0.226[5.74] 0.250 [6.35] 0.281 [7.14] 0.318[8.08]	5.18 [7.72] 6.41[9.53] 7.66[11.41] 9.12[13.57] 10.02[14.92] 11.17[16.63] 12.52 [18.63]	- - - STD - - XS	- - - 40 - - 80	1120[7700] 1400[6700] 1690[11700] 2030[14000] 2250[15500] 2500[17200] 2800[19300]	1310[19000] 1640[11300] 1970[13600] 2370[16300] 2500[17200] 2500[17200] 2800[19300]
4	100	4.500 [114.3]	0.125[3.18] 0.156 [3.96] 0.188 [4.78] 0.219[5.56] 0.237 [6.02] 0.250[6.35] 0.281[7.14] 0.312 [7.92]	5.58 [8.71] 7.24[10.78] 8.67 [12.91] 10.02 [14.91] 10.80[16.07] 11.36[16.90] 12.67[18.87] 13.97 [20.78]	- - - - STD - - -	- - - - 40 - - -	1000[6900] 1250[8600] 1500[10300] 1750[12100] 1900[13100] 2000[13800] 2250[15100] 2500[17200]	1170[8100] 1640[10100] 1750[12100] 2040[14100] 2210[15200] 2330[16100] 2620[18100] 2800[19300]

API 5L/ASTMA53 Welded Pipes/A106 Seamless Pipes

1)Dimensions,Weights,and Test Pressures for plain End Pipe

NPS Designator	DN Designator	Outside Diameter, in.[mm]	Nominal wall Thickness, in.[mm]	Nominal weight[Mass] per Unit Length, Plain End,lb/ft[kg/m]	Weight Class	Schedule No.	Test Pressure,psi [kPa	
							Grade A	Grade B
4	100	4.500 [114.3]	0.337 [8.56] 0.438 [11.13]	15.00 [22.32] 19.02 [28.32]	XS -	80 120	2700 [18600] 2800[19300]	2800 [19300] 2800[19300]
5	125	5.563[141.3]	0.156 [3.96] 0.188 [4.78] 0.219 [5.56] 0.258[6.55] 0.281 [7.14] 0.312[7.92] 0.344 [8.74] 0.375 [9.52] 0.500 [12.70]	9.02[13.41] 10.80 [16.09] 12.51[18.61] 14.63 [21.77] 15.87 [23.62] 17.51 [26.05] 19.19 [28.57] 20.80 [30.94] 27.06 [40.28]	- - - STD - - - XS -	- - - 40 - - - 80 120	1010 [7000] 1220 [8400] 1420 [9800] 1670 [11500] 1820 [12500] 2020[13900] 2230[15400] 2430 [16800] 2800[19300]	1180 [8100] 1420 [9800] 1650[11400] 1950 [13400] 2120 [14600] 2360 [16300] 2600 [17900] 2800 [19300 2800 [19300]
6	150	6.625[168.3]	0.188 [4.78] 0.219[5.56] 0.250 [6.35] 0.280[7.11] 0.312[7.92] 0.344 [8.74] 0.375[9.52] 0.432[10.97]	12.094 [19.27] 15.00[22.31] 17.04[25.36] 18.99[28.26] 21.06[31.32] 23.10[34.39] 25.05[37.28] 28.60[42.56]	- - - STD - - - XS	- - - 40 - - - 80	1020 [7000] 1190 [8200] 1360 [9400] 1520 [10500] 1700[11700] 1870 [12900] 2040 [14100] 2350 [16200]	1190 [8200] 1390 [9600] 1580 [10900] 1780 [13000] 1980 [13700] 2180 [15000] 2380 [16400 2740 [18900]
8	200	8.625[219.1]	0.188 [4.78] 0.203 [5.16] 0.219[5.56] 0.250 [6.35] 0.277 [7.04] 0.312 [7.92] 0.322 [8.18] 0.344 [8.74] 0.375 [9.52] 0.406 [10.31] 0.438 [11.13] 0.500 [12.70]	16.96[25.26] 18.28[27.22] 19.68[29.28] 22.38[33.31] 24.72[36.31] 27.73[14.24] 28.58[42.55] 30.45 [45.34] 33.07 [49.20] 35.67 [53.08] 38.33 [57.08] 43.43 [64.64]	- - - - - - STD - - - - XS	- - - 20 30 - 40 - - 60 - 80	780[5400] 850[5900] 910 [6300] 1040 [7200] 1160 [7800] 1300 [9000] 1340 [9200] 1440 [9900] 1570 [10800] 1700 [11700] 1830 [12600] 2090[14400	920 [6300] 1000 [6900] 1070 [7400] 1220 [8400] 1350 [9300] 1520[10500] 1570 [10800] 1680 [11600] 1830 [12600] 2000 [13800] 2130 [14700] 2430 [16800]
10	250	10.750 [273.0]	0.188[4.78] 0.203[5.16] 0.219[5.56] 0.250[6.35] 0.279[7.09] 0.307[7.80] 0.344[8.74] 0.365 [9.27] 0.438 [11.13] 0.500[912.7]	21.23 [31.62] 22.89[34.08] 24.65[36.67] 28.06[41.75] 31..23[46.49] 3427 [51.01] 3827 [56.96] 40.52[60.29] 48.28 [71.87] 54.79 [81.52]	- - - - - - - STD - XS	- - - 20 - 30 - 40 - 60	630 [4300] 680[4700] 730[5000j 840 [5800] 930 [6400] 1030 [7100] 1150[7900] 1220 [8400] 1470 [10100] 1670 [11500]	730[5000] 800 [5500] 860 [5900] 980 [6800] 1090 [7500] 1200 [8300] 1340 [9200] 1430 [9900] 1710 [11800] 1950[13400]
12	300	12.750 [323.8]	0.203[5.16] 0.219[5.56] 0.250[6.35] 0.281[7.14] 0.312[7.92] 0.330 [8.38] 0.344 [8.74] 0.375[9.52]	27.23 [40.55] 29.34[[43.63] 33.41 [49.71] 37.46[55.75] 41.48[61.69] 43.81[65.18] 45.62[67.90] 49.61[73.78]	- - - - - - - STD	- - 20 - - 30 - -	893 710 [4900] 790 [5400] 880[6100] 930 [6400] 370[6700] 1060 [7300]	670 [4600] 720 [5000] 820 [5700] 930 [6400] 1030 [7100] 1090 [7500] 1130 [7800] 1240[8500
12	300	12.750 [323.8]	0.406[10.31] 0.438 [11.13] 0.500 [12.70] 0.562[14.27] 0.688[17.48]	53.57[79.70] 57.65[85.82] 65.48[97.43] 73.22[108.92] 88.71[132.04]	- - XS - -	40 - - 60 80	1150 [7900] 1240 [8500 1410 [9700] 1590 [11000] 1940[13400]	1340 [9200] 1440 [9900 1650 [11400] 1850[12800] 2270 [15700]
14	350	14.000 [355.6]	0.210[5.33] 0.219[5.56] 0.250 [6.35] 0.281[7.14] 0.312 [7.92] 0.344 [8.74] 0.375[9.52] 0.438 [11.13] 0.469 [11.91] 0.500 [12.70] 0.594 [15.09] 0.750[19.05]	30.96[46.04] 32.26 [47.99] 36.75[54.69] 41.21[61.35] 45.65[67.9] 50.22 [74.76] 54.62[81.25] 63.50[94.55] 67.84 [100.94] 72.16[107.39] 85.13[126.71] 106.23 [158.10]	- - - - - - STD - - XS - -	- - 10 - 20 - 30 40 - - 60 80	540 [3700] 560 [3900] 640 [4400] 720 [5000 800[5500] 880 [6100] 960 [6600] 1130 [7800] 1210 [8900] 1290 [8900] 1530 [10500 1930 [13300]	630 [4300] 660 [4500] 750 [5200] 840[5800] 940 [6500] 1030 [7100] 1120 [7700] 1310 [9000] 141019700] 1500 [10300] 1790 [12300] 2250 [15500]

Mass Global Alliance

API 5L/ASTMA53 Welded Pipes/A106 Seamless Pipes

1)Dimensions,Weights,and Test Pressures for plain End Pipe

NPS Designator	DN Designator	Outside Diameter, in.[mm]	Nominal wall Thickness, in.[mm]	Nominal weight[Mass] per Unit Length,Plain End,lb/ft[kg/m]	Weight Class	Schedule No.	Test Pressure,psi [kPa]	
							Grade A	Grade B
12	300	12.750 [323.8]	0.406 [10.31]	53.57 [79.70]	_	40	1150 [7900]	1340 [9200]
			0.438 [11.13]	57.65 [85.82]	_	_	1240 [8500]	1440 [9900]
			0.500 [12.70]	65.48 [97.43]	XS	_	1410 [9700]	1650[11400]
			0.562[14.27]	73.22 [108.92]	_	60	1590 [11000]	1850[12800]
			0.688[17.48]	88.71 [132.04]	_	80	1940 [13400]	2270 [15700]
14	350	14.000 [355.6]	0.210 [5.33]	30.96 [46.04]	_	_	540 [3700]	630 [4300]
			0.219[5.56]	32.26 [47.99]	_	_	560 [3900]	660 [4500]
			0.250[6.35]	36.75[54.69]	_	10	640[4400]	750 [5200]
			0.281 [7.14]	41.21 [61.35]	_	_	720 [5000]	840 [5800]
			0.312 [7.92]	45.65 [67.90]	_	20	800 [5500]	940 [6500]
			0.344 [8.74]	50.2274.76]	_	_	880 [6100]	1030 [7100]
			0.375[9.52]	54.62 [81.25]	STD	30	960 [6600]	1120 [7700]
			0.438 [11.13]	63.50 [94.55]	_	40	1130 [7800]	1310 [9000]
			0.469 [11.91]	67.84 [100.94]	_	_	1210 [8900]	1410 [9700]
			0.500[12.70]	72.16 [107.39]	XS	_	1290 [8900]	1500 [10300]
			0.594 [15.09]	85.13[126.71]	_	60	1530 [10500]	1790 [12300]
			0.750[19.05]	106.23[158.10]	_	80	1930[13300]	2250 [15500]
16	400	16.000 [406.4]	0.219[5.56]	36.95[54.96]	-	_	490 [3400]	570 [3900]
			0.250 [6.35]	42.09 [62.64]	-	10	560 [3900]	660 [4500]
			0.281 [7.14]	47.22 [70.30]	-	_	630 [4300]	740[5100]
			0.312[7.92]	52.32 [77.83]	-	20	700[4800]	820 [5700]
			0.344[8.74]	57.57 [85.71]	_	_	770[5300]	900 [6200]
			0.375[9.52]	62.64 [93.17]	STD	30	840 [5800]	980 [6800]
			0.438 [11.13]	72.86[108.49]	-	_	990 [6800]	1150 [7900]
			0.469 [11.91]	77.87[115.86]	_	_	1060 [7300]	1230 [8500]
			0.500 [12.70]	82.85[123.30]	XS	40	1120 [7700]	1310 [9000]
			0.656 [16.66]	107.60[160.12]	-	60	1480 [10200]	1720 [11900]
18	450	18.000 [457]	0.250 [6.35]	47.44 [70.60]	_	10	500[3400]	580 [4000]
			0.281 [7.14]	53.2379.24]	-	_	560 [3900]	660 [4500]
			0.312[7.92	58.99 [87.75]	-	20	620 [4300]	730 [5000]
			0.344 [8.74]	64.93[96.66]	_	_	690[4800]	800 [5500]
			0.375[9.52]	70.65[105.10]	STD	_	750 [5200]	880 [6100]
			0.406 [10.31]	76.36 [113.62]	_	_	810 [5600]	950 [6500]
			0.438 [11.13]	82.23 [122.43]	_	30	880 [6100]	10207000
			0.469[11.91]	87.89[130.78]	_	_	940 [6500]	1090 [7500]
			0.500 [12.70]	93.54 [139.20]	XS	_	1000 [6900]	1170 [8100]
			0.562[14.27]	104.76[155.87]	_	40	1120 [7700]	1310 [9000]
			0.750[19.05]	138.30 [205.83]	_	60	1500[10300]	1750 [12100]
20	500	20.000[508]	0.250 [6.35]	52.78 [78.55]	_	10	450 [3100]	520 [3600]
			0.281 [7.14]	59.23 [88.19	_	_	510 [3500]	590 [4100]
			0.312[7.92]	65.66 [97.67]	_	_	560 [3900]	660 [4500]
			0.344 [8.74]	72.28[107.60]	_	_	620 [4300]	720[5000]
			0.375[9.52]	78.67 [117.02]	STD	20	680 [4700]	790 [5400]
			0.406[10.31]	84.04 [126.53]	_	_	730 [5000]	850 [5900]
			0.438 [11.13]	91.59 [136.37]	_	_	790 [5400	920 [6300]
20	500	20.000 [508]	0.469 [11.91]	97.92[145.70]	_	_	850[5900]	950 [6500]
			0.500 [12.70]	104.23[155.12]	XS	30	900 [6200]	1050 [7200]
			0.594 [15.09]	123.23[183.42]	_	40	1170 [8100]	1250[8600]
24	600	24.000 [610]	0.250 [6.35]	63.47 [94.46]	_	10	380 [2600]	440 [3000]
			0.281 [7.14]	71.25[106.08]	_	_	420[2900]	490 [3400]
			0.312[7.92]	79.01 [117.51]	_	_	470 [3200]	550 [3800]
			0.344 [8.74]	86.99[129.50]	_	_	520 [3600]	600 [4100]
			0.375[9.52]	94.71[140.88	STD	20	560 [3900	660 [4500]
			0.406[10.31]	102.40 [152.37]	_	_	610 [4200]	710 [4900]
			0.438 [11.13]	110.32 [164.26]	_	_	660 [4500]	770[5300]
			0.469[11.91]	117.98 [175.54]	_	_	700[4800]	820 [5700]
			0.500 [12.70]	125.61 [186.94]	XS	_	750 [5200]	880 [6100]
			0.562[14.27]	140.81 [209.50]	_	30	840 [5800]	980 [6800]
			0.688[17.48]	171.45 [255.24]	_	40	1030 [7100	1200 [8300

API 5CT Tubing (OCTG: Oil Country Tubular Goods)

Labels				Outside diameter	Nominal linear masses			Wall thickness	Type of end finish						
1	2				Non-upset T&C	Ext. upset T&C	Integ. joint								
	NU T&C	EU T&C	IJ	mm	kg/m	kg/m	kg/m	mm	H40	J55	L80	N80 Type 1,Q	C90	T95	P110
1.050	1.14	1.20	—	26.67	1.70	1.79	—	2.87	PNU	PNU	PNU	PNU	PNU	PNU	—
1.050	1.48	1.54	—	26.67	2.20	2.29	—	3.91	PU	PU	PU	PU	PU	PU	PU
1.315	1.70	1.80	1.72	33.40	2.53	2.68	2.56	3.38	PNUI	PNUI	PNUI	PNUI	PNUI	PNUI	—
1.315	2.19	2.24	—	33.40	3.26	3.33	—	4.55	PU	PU	PU	PU	PU	PU	PU
1.660	2.09	—	2.10	42.16	—	—	3.13	3.18	PI	PI	—	—	—	—	—
1.660	2.30	2.40	2.33	42.16	3.42	3.57	3.47	3.56	PNUI	PNUI	PNUI	PNUI	PNUI	PNUI	—
1.660	3.03	3.07	—	42.16	4.51	4.57	—	4.85	PU	PU	PU	PU	PU	PU	PU
1.900	2.40	—	2.40	48.26	—	—	3.57	3.18	PI	PI	—	—	—	—	—
1.900	2.75	2.90	2.76	48.26	4.09	4.32	4.11	3.68	PNUI	PNUI	PNUI	PNUI	PNUI	PNUI	—
1.900	3.65	3.73	—	48.26	5.43	5.55	—	5.08	PU	PU	PU	PU	PU	PU	PU
1.900	4.42	—	—	48.26	6.58	—	—	6.35	—	—	P	—	P	P	—
1.900	5.15	—	—	48.26	7.66	—	—	7.62	—	—	P	—	P	P	—
2.063	3.24	—	3.25	52.40	—	—	4.84	3.96	PI	PI	PI	PI	PI	PI	—
2.063	4.50	—	—	52.40	—	—	—	5.72	P	P	P	P	P	P	P
2-3/8	4.00	—	—	60.32	5.95	—	—	4.24	PN	PN	PN	PN	PN	PN	—
2-3/8	4.60	4.70	—	60.32	6.85	6.99	—	4.83	PNU	PNU	PNU	PNU	PNU	PNU	PNU
2-3/8	5.80	5.95	—	60.32	8.63	8.85	—	6.45	—	—	PNU	PNU	PNU	PNU	PNU
2-3/8	6.60	—	—	60.32	9.82	—	—	7.49	—	—	P	—	P	P	—
2-3/8	7.35	7.45	—	60.32	10.94	11.09	—	8.53	—	—	PU	—	PU	PU	—
2-7/8	6.40	6.50	—	73.02	9.52	9.67	—	5.51	PNU	PNU	PNU	PNU	PNU	PNU	PNU
2-7/8	7.80	7.90	—	73.02	11.61	11.76	—	7.01	—	—	PNU	PNU	PNU	PNU	PNU
2-7/8	8.60	8.70	—	73.02	12.80	12.95	—	7.82	—	—	PNU	PNU	PNU	PNU	PNU
2-7/8	9.35	9.45	—	73.02	13.91	14.06	—	8.64	—	—	PU	—	PU	PU	—
2-7/8	10.50	—	—	73.02	15.63	—	—	9.96	—	—	P	—	P	P	—
2-7/8	11.50	—	—	73.02	17.11	—	—	11.18	—	—	P	—	P	P	—
3-1/2	7.70	—	—	88.90	11.46	—	—	5.49	PN	PN	PN	PN	PN	PN	—
3-1/2	9.20	9.30	—	88.90	13.69	13.84	—	6.45	PNU	PNU	PNU	PNU	PNU	PNU	PNU
3-1/2	10.20	—	—	88.90	15.18	—	—	7.34	PN	PN	PN	PN	PN	PN	—
3-1/2	12.70	12.95	—	88.90	18.90	19.27	—	9.52	—	—	PNU	PNU	PNU	PNU	PNU
3-1/2	14.30	—	—	88.90	21.28	—	—	10.92	—	—	P	—	P	P	—
3-1/2	15.50	—	—	88.90	23.07	—	—	12.09	—	—	P	—	P	P	—
3-1/2	17.00	—	—	88.90	25.30	—	—	13.46	—	—	P	—	P	P	—
4	9.50	—	—	101.60	14.14	—	—	5.74	PN	PN	PN	PN	PN	PN	—
4	10.70	11.00	—	101.60	—	16.37	—	6.65	PU	PU	PU	PU	PU	PU	—
4	13.20	—	—	101.60	19.64	—	—	8.38	—	—	P	—	P	P	—
4	16.10	—	—	101.60	23.96	—	—	10.54	—	—	P	—	P	P	—
4	18.90	—	—	101.60	28.13	—	—	12.70	—	—	P	—	P	P	—
4	22.20	—	—	101.60	33.04	—	—	15.49	—	—	P	—	P	P	—
4-1/2	12.60	12.75	—	114.30	18.75	18.97	—	6.88	PNU	PNU	PNU	PNU	PNU	PNU	—
4-1/2	15.20	—	—	114.30	22.62	—	—	8.56	—	—	P	—	P	P	—
4-1/2	17.00	—	—	114.30	25.30	—	—	9.65	—	—	P	—	P	P	—
4-1/2	18.90	—	—	114.30	28.13	—	—	10.92	—	—	P	—	P	P	—
4-1/2	21.50	—	—	114.30	32.00	—	—	12.70	—	—	P	—	P	P	—
4-1/2	23.70	—	—	114.30	35.27	—	—	14.22	—	—	P	—	P	P	—
4-1/2	26.10	—	—	114.30	38.84	—	—	16.00	—	—	P	—	P*	P	—

P= Plain end, N = Non-upset threaded and coupled, U = Extemal upset threaded and coupled, I= Integral joint.

API 5CT CASING (OCTG: OIL COUNTRY TUBULAR GOODS)

Labels		Outside diameter	Nominal linear mass T&C	Wall thickness	Type of end-finish							
		mm	kg/m	mm	H40	J55 K55	M65	L80 C95	N80 Type 1,Q	C90 T95	P110	Q125
4-1/2	9.50	114.30	14.14	5.21	PS	PS	PS	—	—	—	—	—
4-1/2	10.50	114.30	15.63	5.69	—	PSB	PSB	—	—	—	—	—
4-1/2	11.60	114.30	17.26	6.35	—	PSLB	PLB	PLB	PLB	PLB	PLB	—
4-1/2	13.50	114.30	20.09	7.37	—	—	PLB	PLB	PLB	PLB	PLB	—
4-1/2	15.10	114.30	22.47	8.56	—	—	—	—	—	—	PLB	PLB
5	11.50	127.00	17.11	5.59	—	PS	PS	—	—	—	—	—
5	13.00	127.00	19.35	6.43	—	PSLB	PSLB	—	—	—	—	—
5	15.00	127.00	22.32	7.52	—	PSLBE	PLB	PLBE	PLBE	PLBE	PLBE	—
5	18.00	127.00	26.79	9.19	—	—	PLB	PLBE	PLBE	PLBE	PLBE	PLBE
5	21.40	127.00	31.85	11.10	—	—	PLB	PLB	PLB	PLB	PLB	PLB
5	23.20	127.00	34.53	12.14	—	—	—	PLB	PLB	PLB	PLB	PLB
5	24.10	127.00	35.86	12.70*	—	—	—	PLB	PLB	PLB	PLB	PLB
5-1/2	14.00	139.70	20.83	6.20	PS	PS	PS	—	—	—	—	—
5-1/2	15.50	139.70	23.07	6.98	—	PSLBE	PSLB	—	—	—	—	—
5-1/2	17.00	139.70	25.30	7.72	—	PSLBE	PLB	PLBE	PLBE	PLBE	PLBE	—
5-1/2	20.00	139.70	29.76	9.17	—	—	PLB	PLBE	PLBE	PLBE	PLBE	—
5-1/2	23.00	139.70	34.23	10.54	—	—	PLB	PLBE	PLBE	PLBE	PLBE	PLBE
5-1/2	26.80	139.70	39.88	12.70	—	—	—	—	—	P	—	—
5-1/2	29.70	139.70	44.20	14.27	—	—	—	—	—	P	—	—
5-1/2	32.60	139.70	48.51	15.88	—	—	—	—	—	P	—	—
5-1/2	35.30	139.70	52.53	17.45	—	—	—	—	—	P	—	—
5-1/2	38.00	139.70	56.55	19.05	—	—	—	—	—	P	—	—
5-1/2	40.50	139.70	60.27	20.62	—	—	—	—	—	P	—	—
5-1/2	43.10	139.70"	64.14	22.22	—	—	—	—	—	P	—	—
6-5/8	20.00	168.28	29.76	7.32	PS	PSLB	PSLB	—	—	—	—	—
6-5/8	24.00	168.28	35.72	8.94	—	PSLBE	PLB	PLBE	PLBE	PLBE	PLBE	—
6-5/8	28.00	168.28	41.67	10.59	—	—	PLB	PLBE	PLBE	PLBE	PLBE	—
6-5/8	32.00	168.28	47.62	12.06	—	—	—	PLBE	PLBE	PLBE	PLBE	PLBE
7	17.00	177.80	25.30	5.87	PS	—	—	—	—	—	—	—
7	20.00	177.80	29.76	6.91	PS	PS	PS	—	—	—	—	—
7	23.00	177.80	34.23	8.05	—	PSLBE	PLB	PLBE	PLBE	PLBE	—	—
7	26.00	177.80	38.69	9.19	—	PSLBE	PLB	PLBE	PLBE	PLBE	PLBE	—
7	29.00	177.80	43.16	10.36	—	—	PLB	PLBE	PLBE	PLBE	PLBE	—
7	32.00	177.80	47.62	11.51	—	—	PLB	PLBE	PLBE	PLBE	PLBE	—
7	35.00	177.80	52.09	12.65	—	—	—	PLBE	PLBE	PLBE	PLBE	PLBE
7	38.00	177.80	56.55	13.72	—	—	—	PLBE	PLBE	PLBE	PLBE	PLBE
7	42.70	177.80	63.54	15.88	—	—	—	—	—	P	—	—
7	46.40	177.80	69.05	17.45	—	—	—	—	—	P	—	—
7	50.10	177.80	74.56	19.05	—	—	—	—	—	P	—	—
7	53.60	177.80	79.77	20.62	—	—	—	—	—	P	—	—
7	57.10	177.80	84.97	22.22	—	—	—	—	—	P	—	—
7-5/8	24.00	193.68	35.72	7.62	PS	—	—	—	—	—	—	—
7-5/8	26.40	193.68	39.29	8.33	—	PSLBE	PSLB	PLBE	PLBE	PLBE	—	—
7-5/8	29.70	193.68	44.20	9.52	—	—	PLB	PLBE	PLBE	PLBE	PLBE	—
7-5/8	33.70	193.68	50.15	10.92	—	—	PLB	PLBE	PLBE	PLBE	PLBE	—
7-5/8	39.00	193.68	58.04	12.70	—	—	—	PLBE	PLBE	PLBE	PLBE	PLBE
7-5/8	42.80	193.68	63.69	14.27	—	—	—	PLB	PLB	PLB	PLB	PLB
7-5/8	45.30	193.68	67.41	15.11	—	—	—	PLB	PLB	PLB	PLB	PLB
7-5/8	47.10	193.68	70.09	15.88	—	—	—	PLB	PLB	PLB	PLB	PLB
7-5/8	51.20	193.68	76.19	17.45	—	—	—	—	—	P	—	—
7-5/8	55.30	193.68	82.30	19.05	—	—	—	—	—	P	—	—

P = Plain end, S= Short round thread, L= Long round thread, B= Buttress thread, E= Extreme-line.

Labels		Outside diameter	Nominal linear mass T&C	Wall thickness	Type of end-finish							
		mm	kg/m	mm	H40	J55 K55	M65	L80 C95	N80 Type 1,Q	C90 T95	P110	Q125
7-3/4	46.10	196.85	68.60	15.11	—	—	—	P	P	P	P	P
8-5/8	24.00	219.08	35.72	6.71	—	PS	PS	—	—	—	—	—
8-5/8	28.00	219.08	41.67	7.72	PS	—	PS	—	—	—	—	—
8-5/8	32.00	219.08	47.62	8.94	PS	PSLBE	PSLB	—	—	—	—	—
8-5/8	36.00	219.08	53.57	10.16	—	PSLBE	PSLB	PLBE	PLBE	PLBE	—	—
8-5/8	40.00	219.08	59.53	11.43	—	—	PLB	PLBE	PLBE	PLBE	PLBE	—
8-5/8	44.00	219.08	65.48	12.70	—	—	—	PLBE	PLBE	PLBE	PLBE	—
8-5/8	49.00	219.08	72.92	14.15	—	—	—	PLBE	PLBE	PLBE	PLBE	PLBE
9-5/8	32.30	244.48	48.07	7.92	PS	—	—	—	—	—	—	—
9-5/8	36.00	244.48	53.57	8.94	PS	PSLB	PSLB	—	—	—	—	—
9-5/8	40.00	244.48	59.53	10.03	—	PSLBE	PSLB	PLBE	PLBE	PLBE	—	—
9-5/8	43.50	244.48	64.73	11.05	—	—	PLB	PLBE	PLBE	PLBE	PLBE	—
9-5/8	47.00	244.48	69.94	11.99	—	—	PLB	PLBE	PLBE	PLBE	PLBE	PLBE
9-5/8	53.50	244.48	79.62	13.84	—	—	—	PLBE	PLBE	PLBE	PLBE	PLBE
9-5/8	58.40	244.48	86.91	15.11	—	—	—	PLB	PLB	PLB	PLB	PLB
9-5/8	59.40	244.48	88.40	15.47	—	—	—	—	—	P	—	—
9-5/8	64.90	244.48	96.58	17.07	—	—	—	—	—	P	—	—
9-5/8	70.30	244.48	104.62	18.64	—	—	—	—	—	P	—	—
9-5/8	75.60	244.48	112.50	20.24	—	—	—	—	—	P	—	—
10-3/4	32.75	273.05	48.74	7.09	PS	—	—	—	—	—	—	—
10-3/4	40.50	273.05	60.27	8.89	PS	PSB	PSB	—	—	—	—	—
10-3/4	45.50	273.05	67.71	10.16	—	PSBE	PSB	—	—	—	—	—
10-3/4	51.00	273.05	75.90	11.43	—	PSBE	PSB	PSBE	PSBE	PSBE	PSBE	—
10-3/4	55.50	273.05	82.59	12.57	—	—	PSB	PSBE	PSBE	PSBE	PSBE	—
10-3/4	60.70	273.05	90.33	13.84	—	—	—	—	—	PSBE	PSBE	PSBE
10-3/4	65.70	273.05	97.77	15.11	—	—	—	—	—	PSB	PSB	PSB
10-3/4	73.20	273.05	108.93	17.07	—	—	—	—	—	P	—	—
10-3/4	79.20	273.05	117.86	18.64	—	—	—	—	—	P	—	—
10-3/4	85.30	273.05	126.94	20.24	—	—	—	—	—	P	—	—
11-3/4	42.00	298.45	62.50	8.46	PS	—	—	—	—	—	—	—
11-3/4	47.00	298.45	69.94	9.53	—	PSB	PSB	—	—	—	—	—
11-3/4	54.00	298.45	80.36	11.05	—	PSB	PSB	—	—	—	—	—
11-3/4	60.00	298.45	89.29	12.42	—	PSB	PSB	PSB	PSB	PSB	PSB	PSB
11-3/4	65.00	298.45	96.73	13.56	—	—	—	P	P	P	P	P
11-3/4	71.00	298.45	105.66	14.78	—	—	—	P	P	P	P	P
13-3/8	48.00	339.72	71.43	8.38	PS	—	—	—	—	—	—	—
13-3/8	54.50	339.72	81.10	9.65	—	PSB	PSB	—	—	—	—	—
13-3/8	61.00	339.72	90.78	10.92	—	PSB	PSB	—	—	—	—	—
13-3/8	68.00	339.72	101.19	12.19	—	PSB	PSB	PSB	PSB	PSB	PSB	—
13-3/8	72.00	339.72	107.15	13.06	—	—	—	PSB	PSB	PSB	PSB	PSB
16	65.00	406.40	96.73	9.53	PS	—	—	—	—	—	—	—
16	75.00	406.40	111.61	11.13	—	PSB	PSB	—	—	—	—	—
16	84.00	406.40	125.01	12.57	—	PSB	PSB	—	—	—	—	—
16	109.00	406.40	162.21	16.66	—	P	—	P	P	—	P	P
18-5/8	87.50	473.08	130.21	11.05	PS	PSB	PSB	—	—	—	—	—
20	94.00	508.00	139.89	11.13	PSL	PSLB	PSLB	—	—	—	—	—
20	106.50	508.00	158.49	12.70	—	PSLB	PSLB	—	—	—	—	—
20	133.00	508.00	197.93	16.13	—	PSLB	—	—	—	—	—	—

P = Plain end, S= Short round thread, L= Long round thread, B= Buttress thread, E= Extreme-line.

Mass Global Alliance

ASTM A500 SQUARE/ RECTANGULAR HOLLOW SECTION

Square Hollow Section Sizes		Rectangular Hollow Section Sizes	
Size(mm)	Thickness (mm)	Size(mm)	Thickness (mm)
10×10	0.6-1.0	20×10	0.6-1.0
12×12	0.6-1.0	25×12	0.6-1.0
16×16	0.6-1.2	38×19	0.6-1.5
19×19	0.6-1.5	50×25	0.6-1.5
20×20	0.6-1.5	50×30	1.0-3.0
25×25	1.0-2.75	60×40	1.5-3.5
30×30	1.0-2.75	75×50	1.5-4.0
32×32	1.0-3.0	80×40	1.5-4.0
38×38	1.0-3.0	100×50	2.0-6.0
40×40	1.0-3.5	100×60	2.0-6.0
50×50	1.0-5.0	100×75	2.0-6.0
60×60	1.0-6.0	120×60	3.0-6.0
63.5×63.5	1.0-6.0	120×80	3.0-6.0
70×70	1.5-6.0	125×50	3.0-6.0
75×75	1.5-6.0	125×75	3.0-6.0
80×80	2.0-6.0	150×50	3.0-6.0
90×90	2.0-6.0	150×75	3.0-6.0
100×100	2.3-6.0	150×100	4.0-12
120×120	4.0-6.0	160×80	4.0-6.0
125×125	4.0-6.0	175×100	4.0-12
150×150	4.0-8.0	200×100	4.0-12
200×200	6.0-12	200×150	4.0-12
250×250	6.0-12	250×150	5.0-12
300×300	6.0-12	300×200	5.0-12
400×400	6.0-12	400×200	5.0-12

BOILER TUBES

Outside diameter		Tube weight in kg/m with wall thickness [gauge / inches / mm]																
		25g	20g	18g	16g	14g	13g	12g	11g	10g	9g	5/32g	3/16g	7/32g	1/4g	9/32g	5/16g	3/8g
		0.020	0.035	0.049	0.065	0.083	0.095	0.109	0.120	0.134	0.148	0.156	0.188	0.219	0.250	0.281	0.313	0.375
[mm]	[inch]	0.51	0.89	1.24	1.64	2.11	2.41	2.77	3.05	3.40	3.76	3.96	4.78	5.56	6.35	7.14	7.95	9.53
6.35	1/4	0.073	0.119	0.156	0.190													
9.53	3/8	0.112	0.189	0.253	0.320	0.384	0.423											
12.70	1/2	0.152	0.257	0.351	0.449	0.549	0.610	0.662	0.725									
15.88	5/8			0.448	0.577	0.714	0.799	0.893	0.963									
19.05	3/4			0.545	0.707	0.880	0.988	1.110	1.201									
22.23	7/8			0.643	0.836	1.045	1.177	1.326	1.439	1.577								
25.40	1			0.740	0.966	1.208	1.366	1.543	1.679	1.844	2.003	2.092						
28.58	1-1/8			0.838	1.094	1.374	1.555	1.760	1.917	2.110	2.298	2.402						
31.75	1-1/4			0.935	1.223	1.539	1.744	1.976	2.155	2.377	2.591	2.726	3.173					
34.93	1-3/8			1.031	1.353	1.704	1.933	2.138	2.393	2.643	2.886	3.022	3.546	4.024	4.470			
38.10	1-1/2			1.130	1.482	1.869	2.122	2.409	2.633	2.909	3.180	3.332	3.920	4.459	4.967	5.444		
41.28	1-5/8				1.612	2.037	2.310	2.625	2.871	3.174	3.473	3.642	4.293	4.895	5.463	6.002		
44.45	1-3/4				1.741	2.200	2.499	2.842	3.109	3.442	3.768	3.953	4.667	5.329	5.960	6.561	7.149	
47.63	1-7/8				1.871	2.365	2.688	3.058	3.347	3.707	4.061	4.262	5.040	5.764	6.457	7.119	7.771	
50.80	2				1.999	2.528	2.877	3.275	3.585	3.973	4.356	4.572	5.414	6.200	6.954	7.677	8.392	9.685
53.98	2-1/8				2.128	2.692	3.066	3.491	3.823	4.240	4.651	4.883	5.787	6.634	7.450	8.235	9.014	10.431
57.15	2-1/4				2.258	2.859	3.253	3.708	4.063	4.505	4.944	5.192	6.161	7.069	7.947	8.794	9.636	11.175
60.33	2-3/8				2.387	3.022	3.442	3.926	4.301	4.773	5.238	5.502	6.535	7.505	8.444	9.352	10.258	11.920
63.50	2-1/2				2.515	3.189	3.631	4.142	4.539	5.037	5.531	5.811	6.908	7.939	8.941	9.910	10.880	12.666
66.68	2-5/8				2.644	3.353	3.820	4.357	4.777	5.305	5.826	6.122	7.282	8.374	9.436	10.469	11.502	13.410
69.85	2-3/4				2.774	3.518	4.017	4.575	5.017	5.570	6.119	6.432	7.655	8.810	9.933	11.026	12.124	14.155
73.03	2-7/8				2.903	3.682	4.197	4.792	5.463	5.837	6.414	6.741	8.029	9.244	10.431	11.585	12.745	14.896
76.20	3				3.031	3.848	4.386	5.008	5.493	6.104	6.709	7.052	8.402	9.680	10.926	12.143	13.367	15.641
79.38	3-1/8				3.161	4.012	4.575	5.223	5.731	6.262	7.002	7.362	8.776	10.115	11.423	12.701	13.989	16.385
82.55	3-1/4				3.290	4.177	4.762	5.441	5.969	6.634	7.296	7.671	9.149	10.550	11.920	13.260	14.611	17.129
88.90	3-1/2					4.508	5.142	5.874	6.447	7.168	7.884	8.291	9.896	11.420	12.914	14.376	15.849	18.632
92.08	3-5/8					4.671	5.331	6.090	6.685	7.435	8.177	8.602	10.270	11.855	13.410	14.941	16.474	19.376
95.25	3-3/4					4.838	5.518	6.307	6.923	7.700	8.472	8.911	10.643	12.289	13.907	15.492	17.099	20.120
101.60	4					5.167	5.896	6.740	7.399	8.233	9.060	9.530	10.929	13.160	14.896	16.608	18.349	21.608
104.78	4-1/8											9.841	11.764	13.594	15.908	17.158	18.959	22.352
107.95	4-1/4													14.030	16.161	17.724	19.584	23.096
114.30	4-1/2													14.896	16.891	18.840	20.834	24.584
120.65	4-3/4													15.774	17.873	19.956	22.069	26.073

JIS G 3452 (K SD 3507) CARBON STEEL PIPES FOR 0RDINARY PIPING

Nominal Size		Outside Diameter	Tolerance ofOutside Diameter		Wall Thickness	Tolerance ofWall Thickness	Unit Weightof Plain Ends
A	B	mm	Threaded	Plain Ends	mm		kg/m
15	1/2	21.7	±0.5mm	±0.5mm	2.65(2.8)		1.25(1.31)
20	3/4	27.2	±0.5mm	±0.5mm	2.65(2.8)		1.60(1.68)
25	1	34.0	±0.5mm	±0.5mm	3.25(3.2)		2.45(2.43)
32	11/4	42.7	±0.5mm	±0.5mm	3.25(3.5)		3.16(3.38)
40	11/2	48.6	±0.5mm	±0.5mm	3.25(3.2)		3.63(3.89)
50	2	60.5	±0.5mm	±1%	3.65(3.8)		5.12(5.31)
65	21/2	76.3	±0.7mm	±1%	3.65(4.2)		6.54(7.47)
80	3	89.1	±0.8mm	±1%	4.05(4.2)		8.49(8.79)
90	21/2	101.6	±0.8mm	±1%	4.05(4.2)		9.74(10.1)
100	4	114.3	±0.8mm	±1%	4.50(4.5)	+Not specified -12.5%	12.2(12.2)
125	5	139.8	±0.8mm	±1%	4.85(4.5)		16.1(15.0)
150	6	165.2	±0.8mm	±1%	4.85(5.0)		19.2(19.8)
200	8	216.3	±1.0mm	±1%	5.85(5.8)		30.4(30.1)
250	10	267.4	±1.3mm	±1%	6.40(6.6)		41.2(42.4)
300	12	318.5	±1.5mm	±1%	6.9		53.8
350	14	355.6	-	±1%	7.9		65.2
400	16	406.4	-	±1%	7.9		77.6
150	18	457.2	-	±1%	7.9		87.5
500	20	508	-	±1%	7.9		97.4

03

CUSTOMIZED SERVICE

We Do More So You Don't Have To

The post-purchase service and support offered MGA Group simplifies your work and is truly a one-stop service.

We offer value-added services such as ODM & OEM, processing, logistics management and testing, so you can keep your projects streamlined.

And we are more than just a sales team. Our technical team is dedicated to guiding project requirements and providing expert guidance from start to finish.

- FBE
- 2PE/3PE/3PP
- Hot dipped Galvanized
- Painted
- Pipe Deep Processing
- Packing and Shipping

FBE

coatings are powder coatings that are widely used to provide protection for pipelines, steel pipes and various pipe bonds, mostly used in fire fighting pipe.

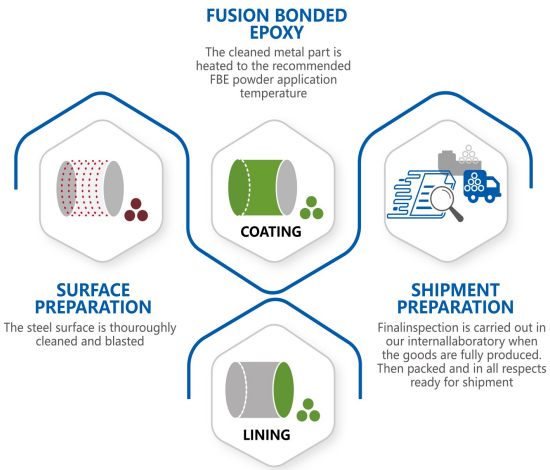

SURFACE

2PE/3PE/3PP

Buried steel pipes with 2PE/3PE coating are used for the transmission of water, oil, gas and other media, the working temperature is 50℃ -70℃ , it has good performance of anti-corrosive, low water-absorption rate, high mechanical strength. The difference between 2PE and 3PE is that there is one less layer of epoxy powder. In comparison, 3PE has better oxygen permeability and a longer service life.



The same as 3PE, the buried steel pipe with 3LPP coating is used for the transportation of water, oil, gas and other media. Unlike 3LPE, its third layer is polypropylene.

Although it is more expensive than 3PE, it has advantages over 3PE in the following aspects: high applicable temperature, long service life at high temperature, good high temperature peel strength and indentation hardness, impact resistance for a wide range of temperatures.

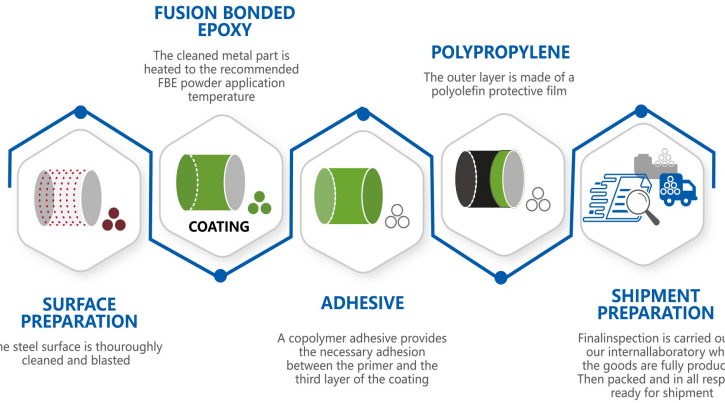

Hot Dipped Galvanized



Painted



PIPE DEEP PROCESSING


Punching


Bending


Beveling


Cutting


Welding


Plain Ends

PACKING AND SHIPPING



04 PROJECTS & APPLICATION


Airport and Subway Fire Protection System


Oil and Gas Project


Oil and Gas Pipeline for Transportation


Government Water Supply Project


Marine Engineering


Boiler Project


Australian Highway Guardrail Project


Zhuhai-Hong Kong-Macao Bridge


Greenhouse Project


STATE GRID UHV SHANDONG RING NETWORK


BANGLADESH STADIUM


CAPITAL AIRPORT